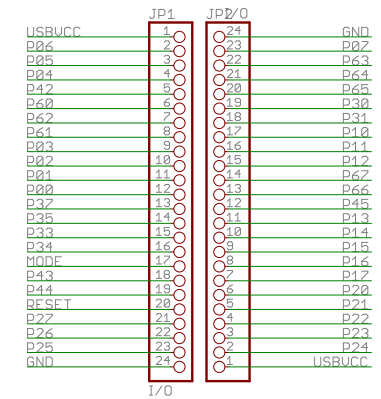
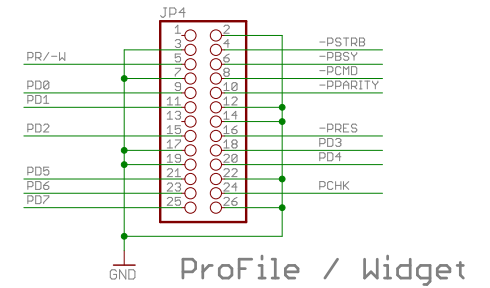
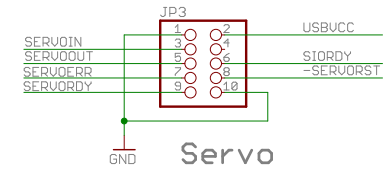
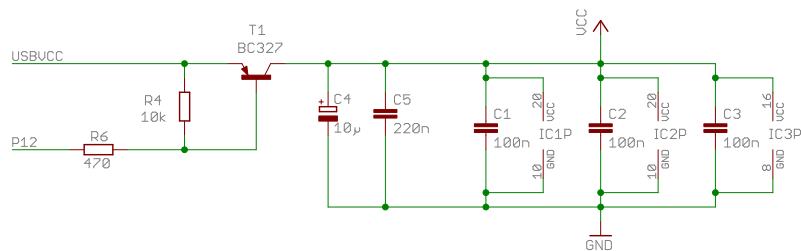
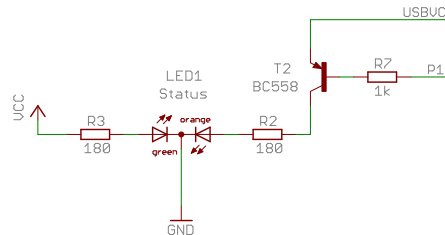


USBVCC: +5 V from USB port
 UCC: +5 V switched on by P12 = 0
 green LED indicated UCC
 red LED is switched on by P16 = 0
 (activity)



R8C module

Patrick Schäfer 2012		
TITLE: UsbWidEx		
Document Number:	UsbWidEx	
Date: 21.01.2016 21:15:44	REV: A	Sheet: 1/1